

•happyday.

P R I N T A B L E S

Helping you make
everyday a Happy Day!

Thank You!

We loved creating this Advent Village
and would be thrilled to see them in use!

Tag us **@happydayprintables**
so we can share it in our stories!

DIGITAL PRODUCT NOTICE:

This is a DIGITAL DOWNLOAD, not a PHYSICAL PRODUCT.
You will not receive anything in the mail / by post.

Helping you make
everyday a Happy Day!

Contents

WHAT'S INCLUDED:

- 20 Whimsically designed Printable Christmas Houses & 4 Christmas Trees in color or black & white
- Assembly instructions
- Scripture reading list for 24 names of God
- Creative ideas to tuck inside the little houses for each day

WHAT YOU'LL NEED:

- Glue Stick
- Scissors
- Crayons or markers (if you plan to print the black and white version to color in)
- A Printer or send to your local printer (Staples offers same day services & shipping) Print at 100% (not fit to paper)
- 24 sheets of 65lb white card stock
- Ruler or a Bone folder (paper creaser)

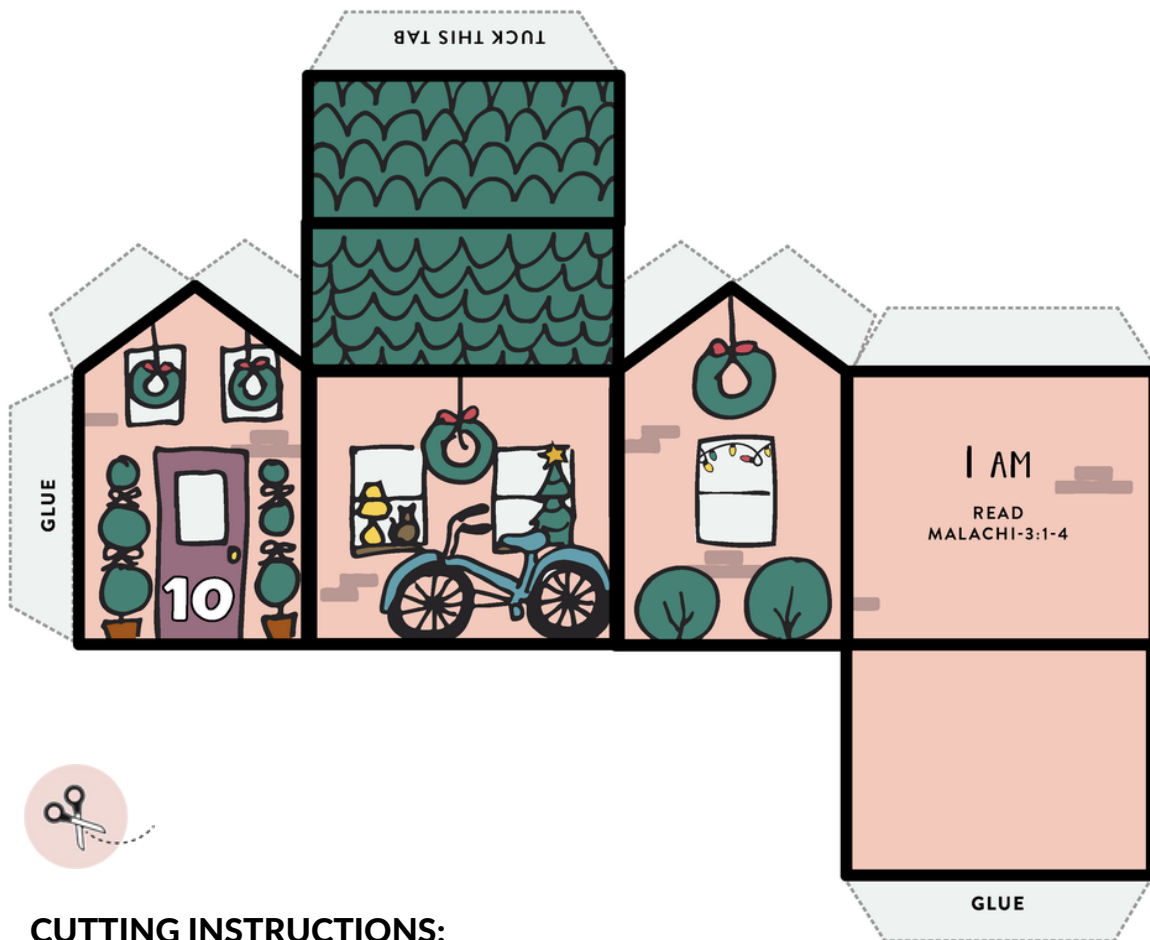
DIGITAL PRODUCT NOTICE:

This is a DIGITAL DOWNLOAD, not a PHYSICAL PRODUCT. You will not receive anything in the mail / by post.

The 24 houses are to be used on days 1 to 24 of December, leading up to Christmas. Each house takes approximately 5-7 minutes to hand cut and fully assemble. This amounts to about 2-3 hours total. Once completed, boxes are filled from the roof, which is designed to open and close each day during Advent.

Helping you make
everyday a Happy Day!

Advent Village Assembly Instructions



CUTTING INSTRUCTIONS:

Follow outlines to cut buildings out. Be sure NOT to cut off the tabs. Fold tabs and crease along the dark black corners to see how it fits together. Tabs hold the buildings together fairly well. Use a glue stick on the tabs labeled "GLUE". Be sure NOT to glue to top Tab as you will need it to open and close each day of Advent.

The 24 houses are to be used on days 1 to 24 of December, leading up to Christmas. Each house takes approximately 5-7 minutes to hand cut and fully assemble. This amounts to about 2-3 hours total. Once completed, boxes are filled from the roof, which is designed to open and close each day during Advent.

Names of Jesus

Each day of Advent starting with day & house 1, read the name of Jesus and the scripture to go along with the day.

- December 1 Morning Star - Genesis 15:1-6
- December 2 Redeemer - Psalm 130
- December 3 Servant - Isaiah 42:1-9
- December 4 Rose of Sharon - Song of Solomon 2:1
- December 5 King - Zechariah 9:9
- December 6 Good Shepherd - Ezekiel 34: 11 - 16
- December 7 Alpha and Omega - Isaiah 44: 6 - 8
- December 8 Wonderful Counselor - Isaiah 9:4
- December 9 Light of the World - Isaiah 49: 6-7
- December 10 I am - Malachi 3:1-4
- December 11 Horn of Salvation - Psalm 85:1-7
- December 12 Prophet-Deuteronomy - 18:15-19
- December 13 Bread of Life - John 6:44-51
- December 14 The Word - John 1:1
- December 15 The Door - John 10:9
- December 16 Living Water - Zechariah 14:8-9
- December 17 Lamb of God - Romans 5: 1 - 11
- December 18 Son of God - Luke 1:26 -35
- December 19 Prince of Peace - Isaiah 9:2- 7
- December 20 Mediator - 1 Timothy 2:1-7
- December 21 Immanuel - Isaiah 7:10- 14
- December 22 Messiah - Matthew 1 : 18 - 25
- December 23 Savior - Luke 2: 1-20
- December 24 Jesus - Luke 2:21-35

Surprise Ideas

Each little house and tree can be opened up to reveal a surprise.
Use the ideas below to get you started!

- Candy
- Money
- Toy Cars
- Sticky Hands
- Bouncy Balls
- Balloons
- Toy rings
- Beads and String to make a necklace
- Temporary Tattoos
- Lego Figure
- Silly Putty
- Lip Balm

Experience written on paper:

- Make Christmas cookies together
- Go see Christmas lights
- Voucher for a peppermint milkshake
- Do a Christmas Craft
- Make desserts for a neighbor
- Decorate a gingerbread house
- Donate a Toy



happyday

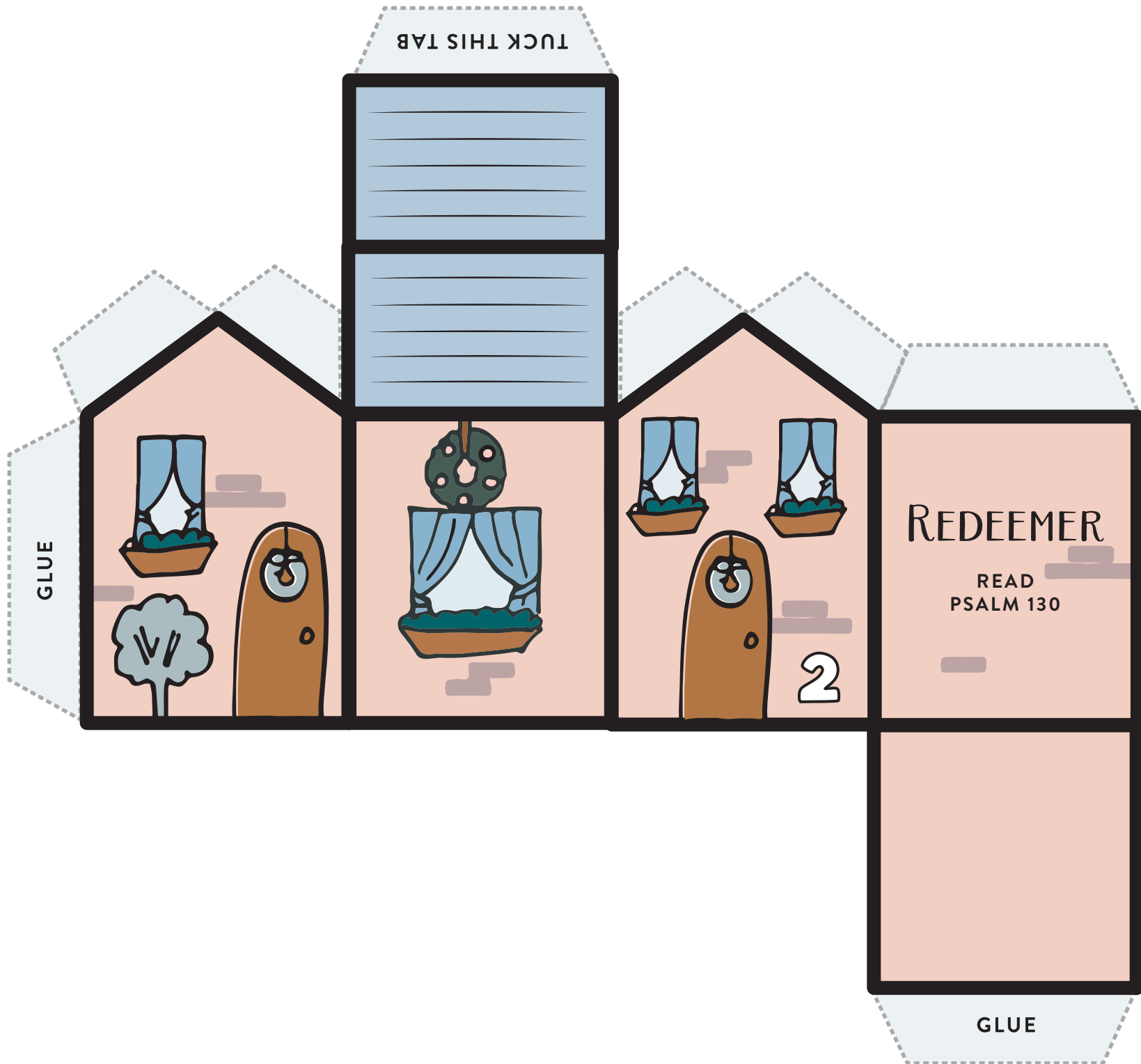
P R I N T A B L E S

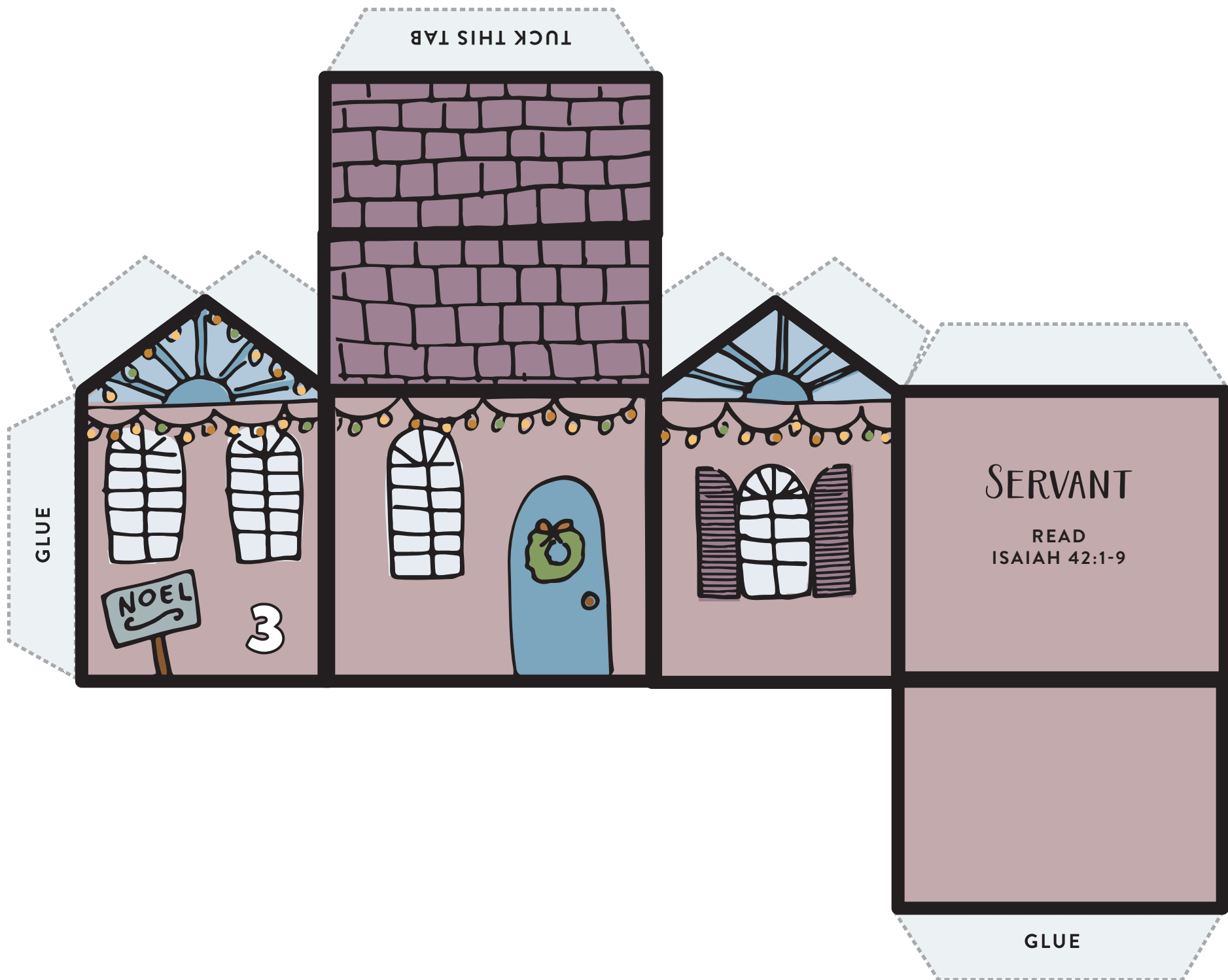
Printable activities and memory verses for meaningful playtime to help you learn, grow and pray together.

Property of Happy Day Printables © 2022.
Personal use or Classroom use for 1 teacher only.

Helping you make
everyday a Happy Day!







TUCK THIS TAB

GLUE

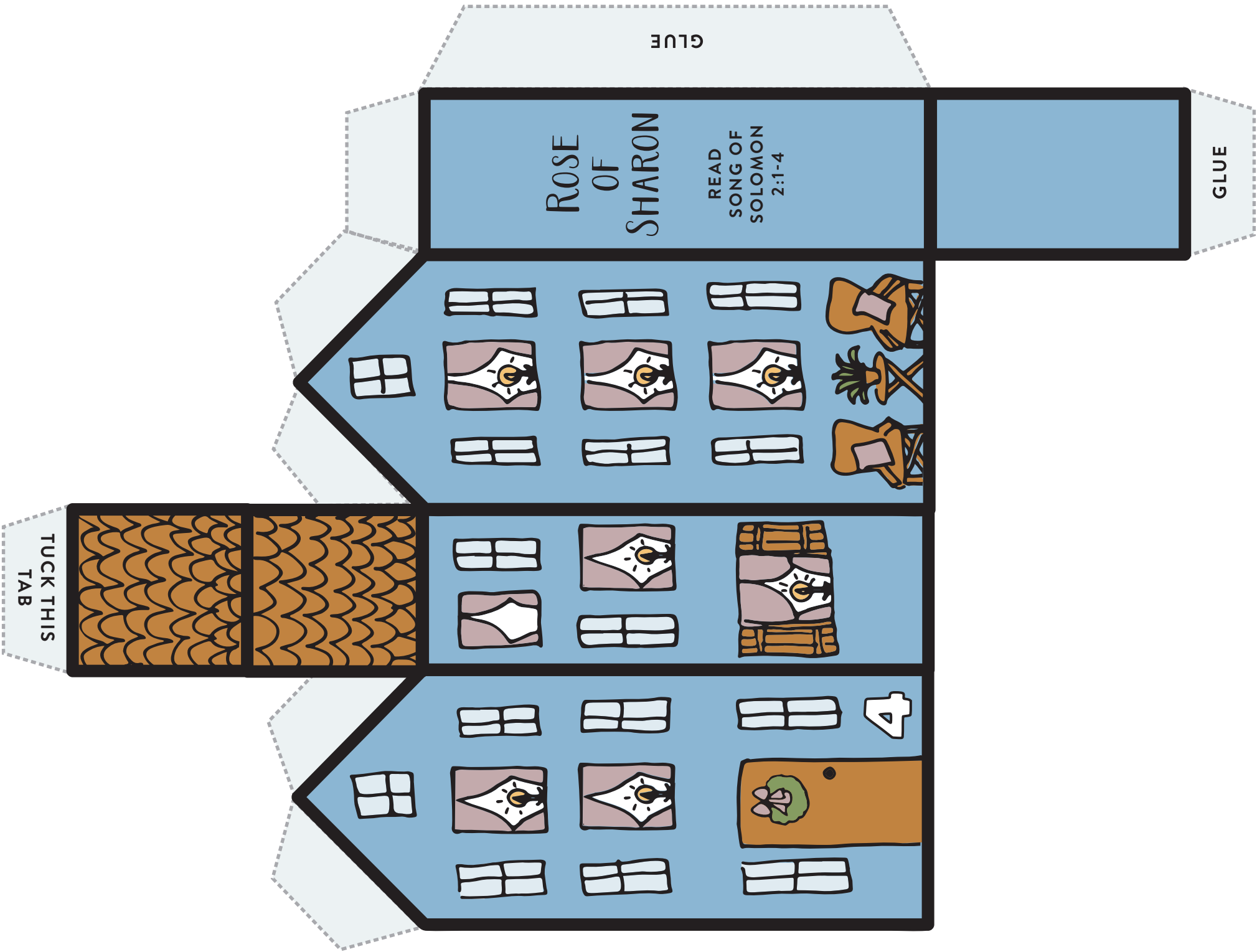
NOEL

3

SERVANT

READ
ISAIAH 42:1-9

GLUE





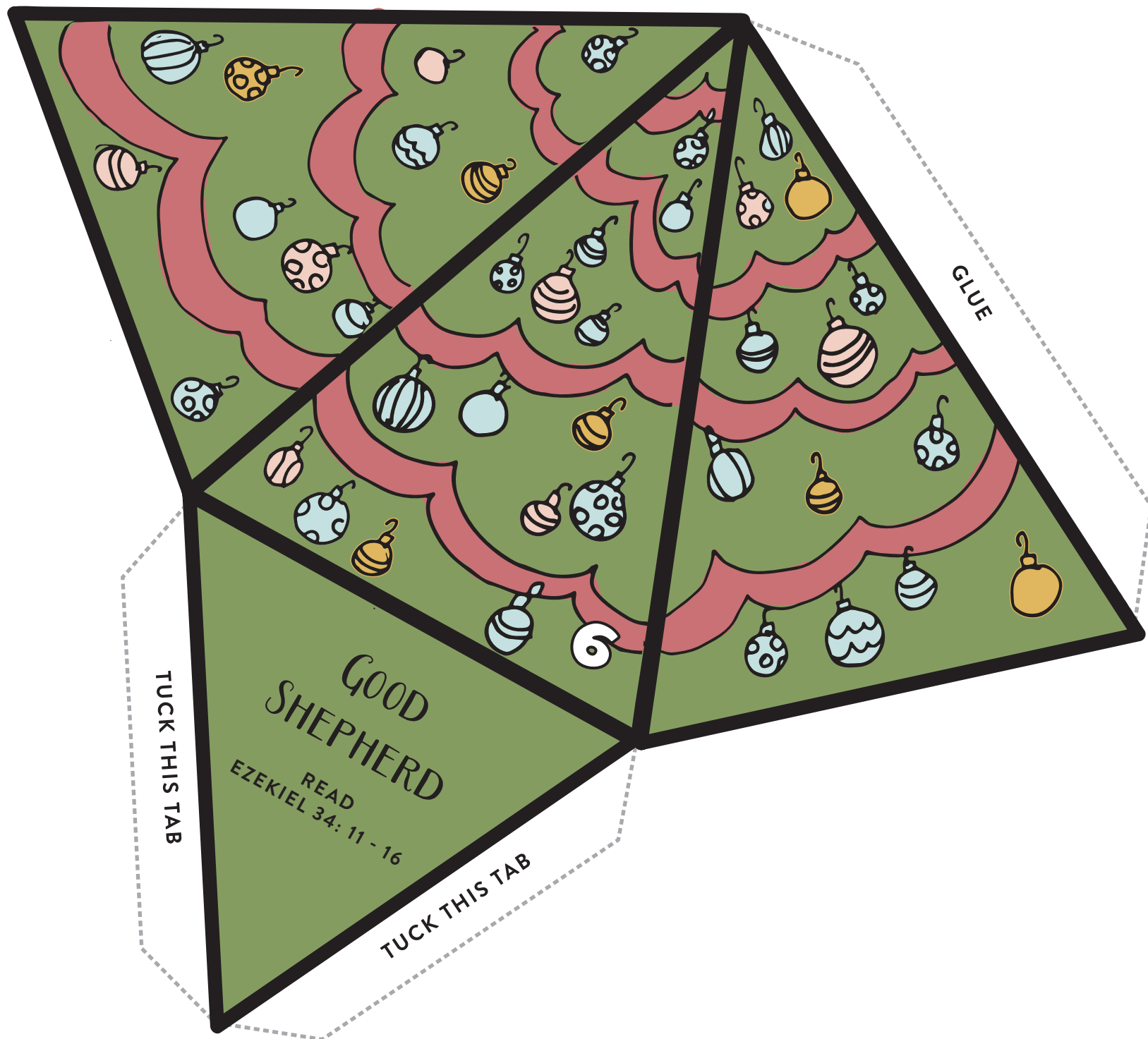
TUCK THIS TAB

GLUE

KING

READ
ZECHARIAH 9:9-10

GLUE



TUCK THIS TAB

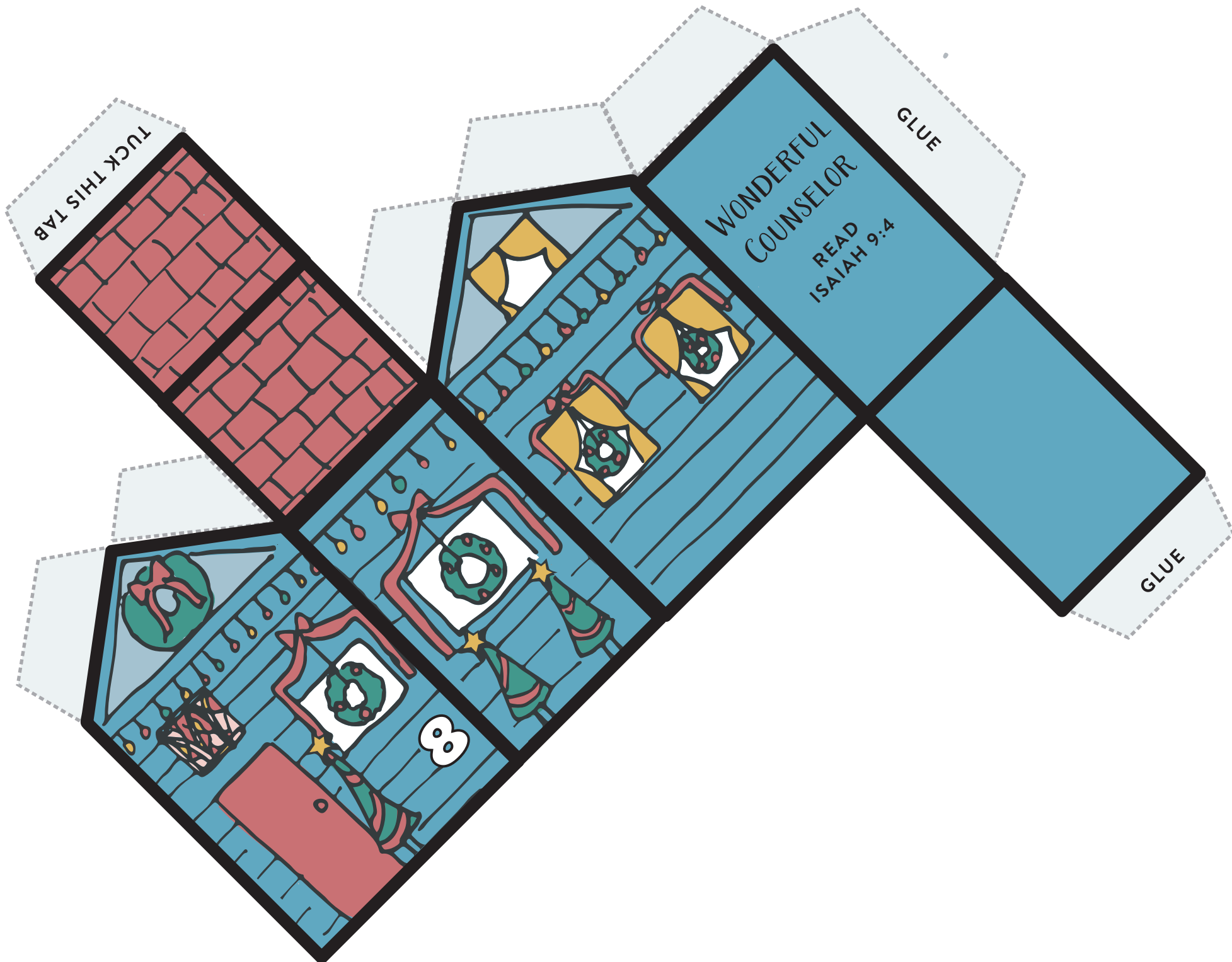
GLUE

7

ALPHA AND OMEGA

READ
ISAIAH 44:6-8

GLUE

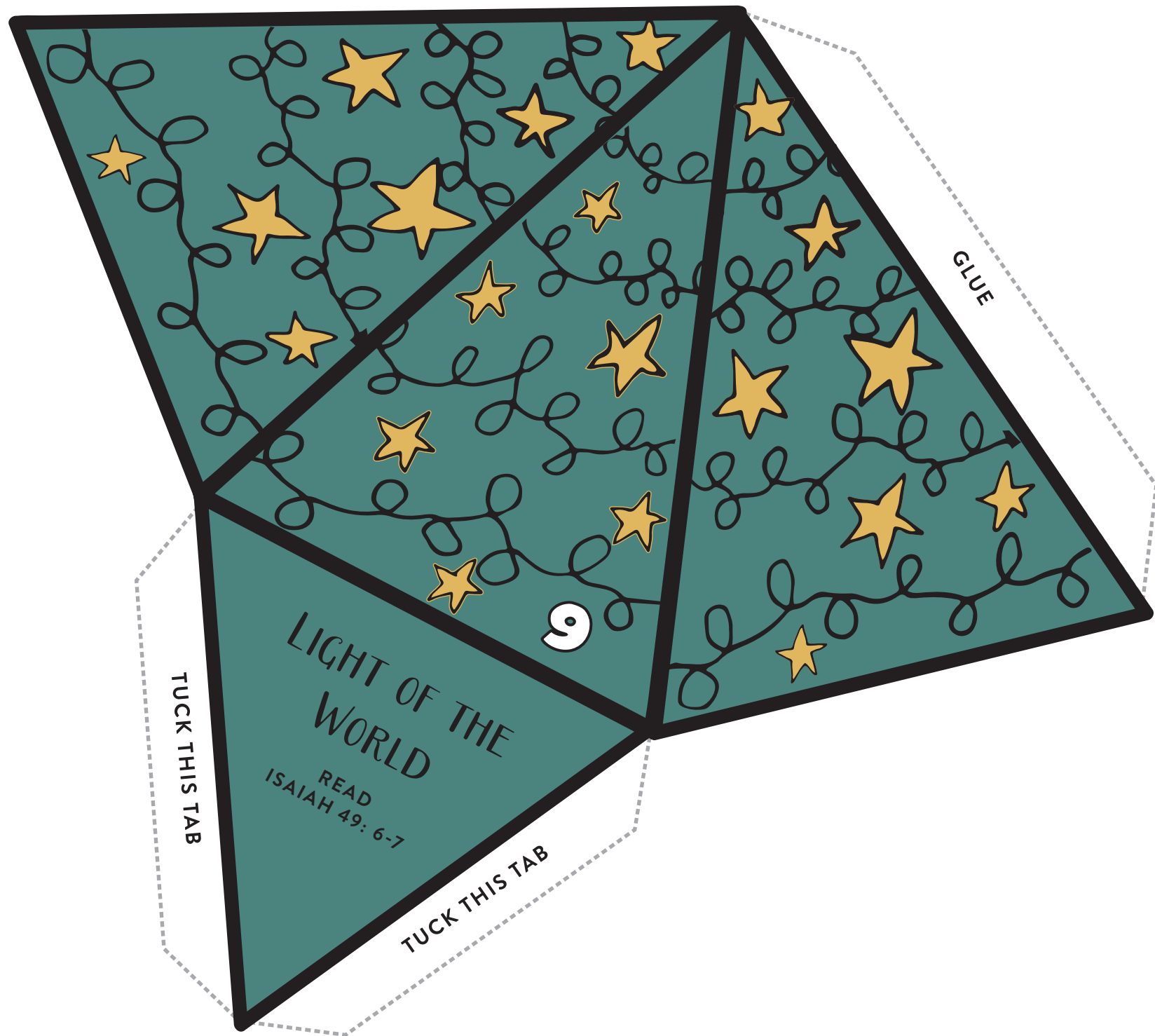


TUCK THIS TAB

WONDERFUL
COUNSELOR
READ
ISAIAH 9:4

GLUE

GLUE



GLUE




TUCK THIS TAB

TUCK THIS TAB

LIGHT OF THE
WORLD
READ
ISAIAH 49: 6-7

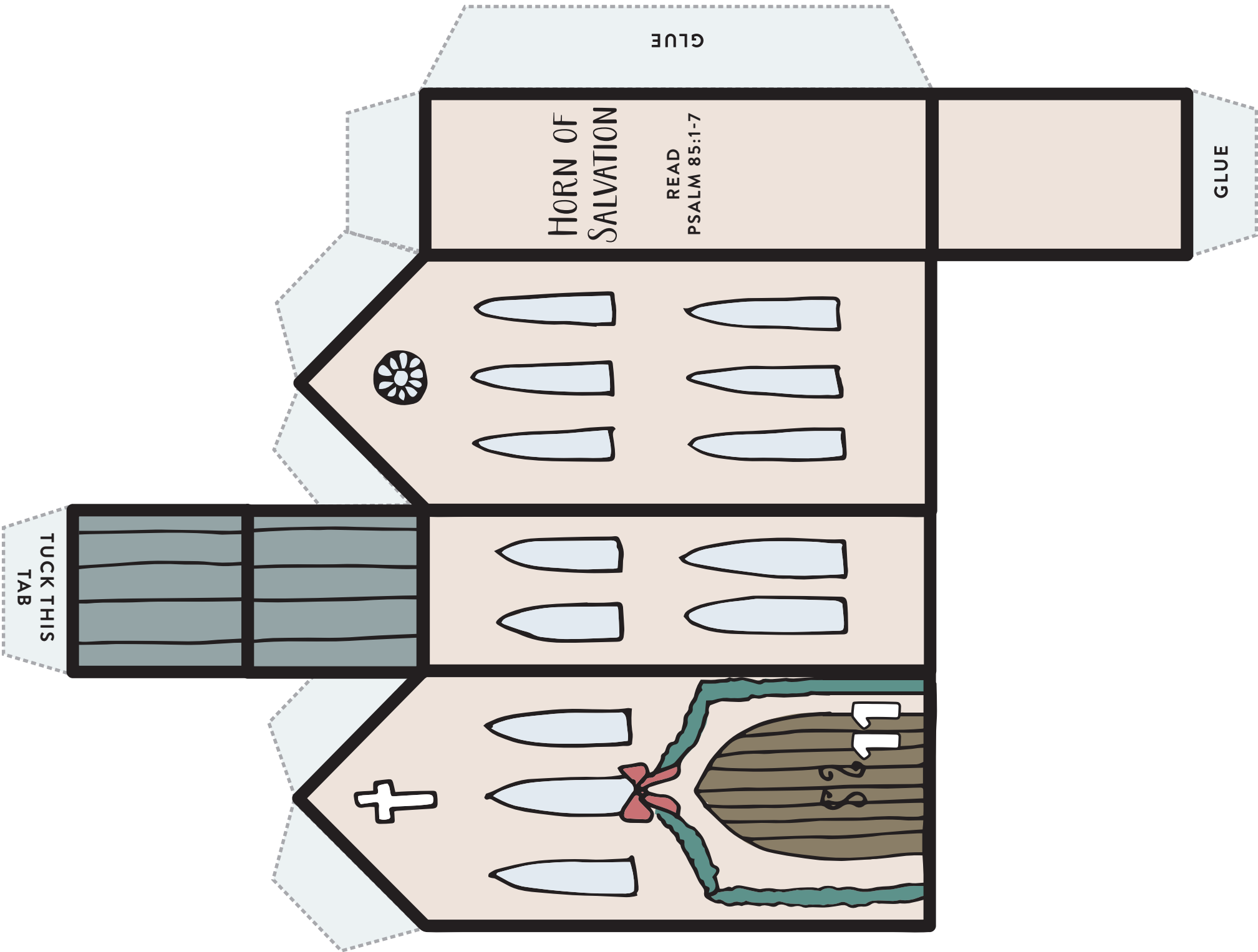
TUCK THIS TAB

GLUE



I AM
READ
MALACHI-3:1-4

GLUE



GLUE

HORN OF
SALVATION

READ
PSALM 85:1-7

GLUE

TUCK THIS
TAB

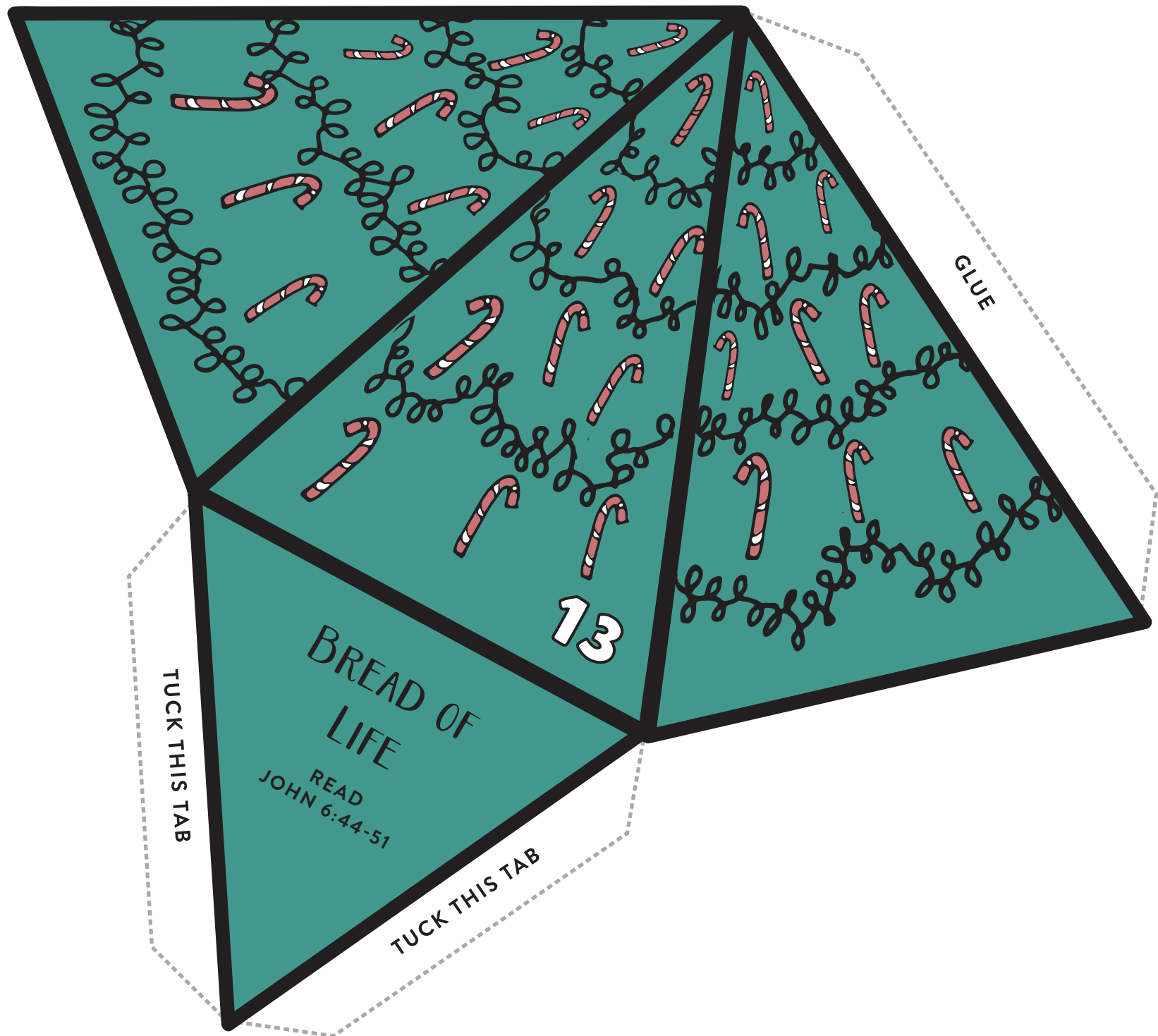
TUCK THIS TAB


GLUE

12


PROPHET
READ
DEUTERONOMY-18:15-19

GLUE

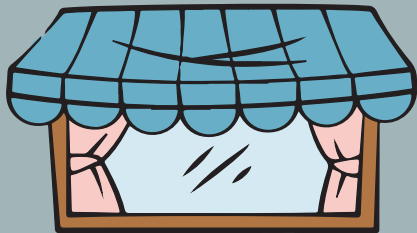





TUCK THIS TAB



TOY SHOP



THE DOOR

READ
JOHN 10:9

GLUE

GLUE

TUCK THIS TAB

SWEETS

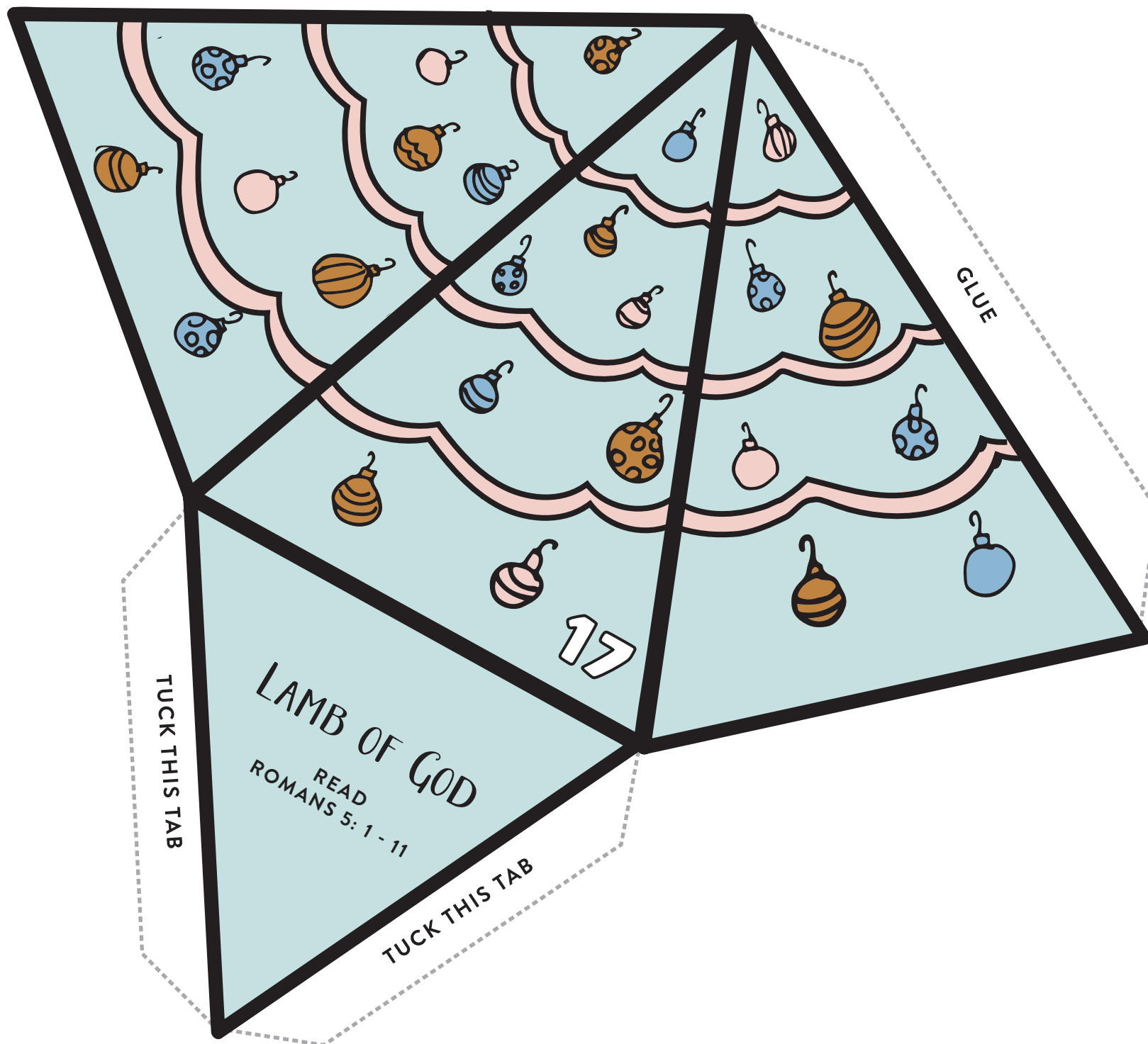
GLUE

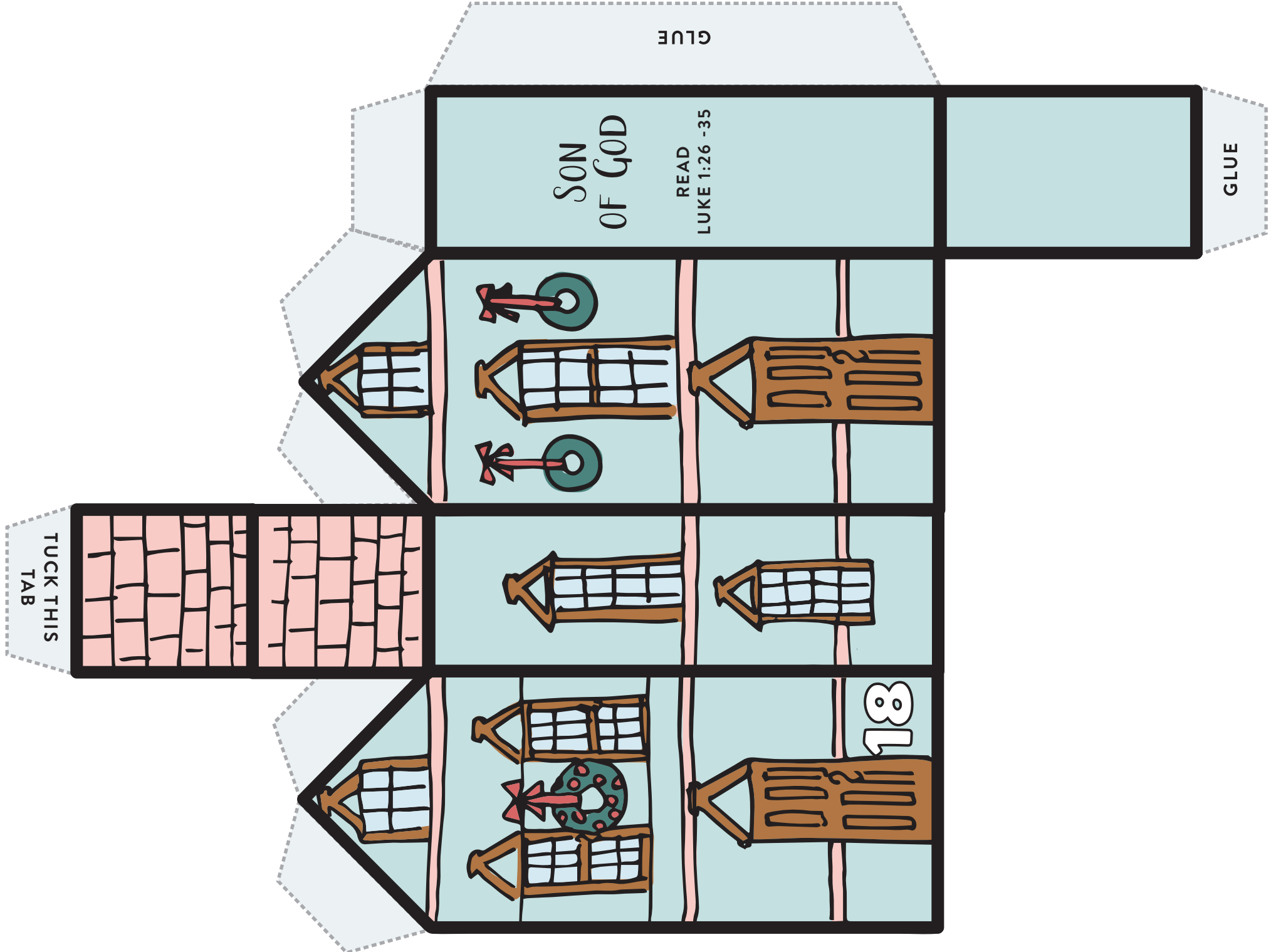
16

LIVING WATER

READ
ZECHARIAH 14:8-9

GLUE





TUCK THIS
TAB


SON
OF GOD

READ
LUKE 1:26 -35

GLUE

GLUE

18




TUCK THIS TAB

GLUE

20

MEDIATOR
READ
1 TIMOTHY 2:1-7

GLUE



TUCK THIS TAB

GLUE

21

IMMANUEL

READ
ISAIAH 7:10-14

GLUE

TUCK THIS TAB

GLUE

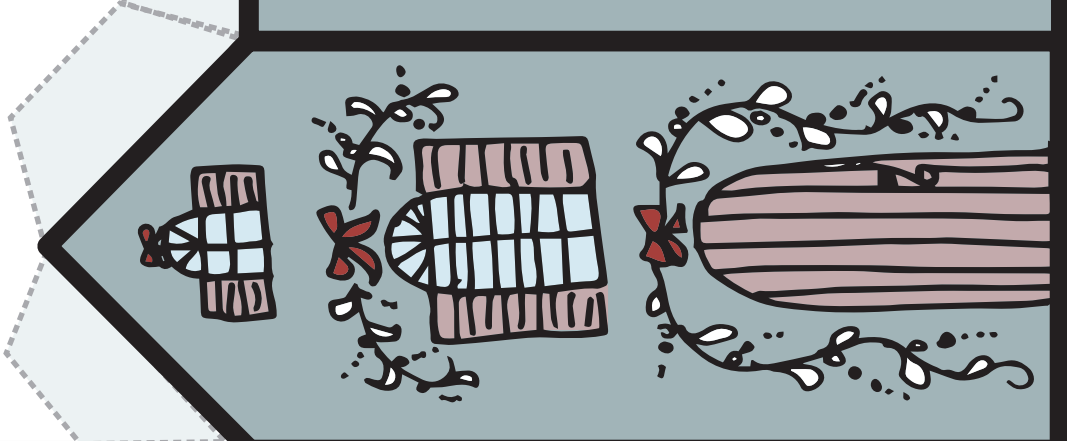

22

MESSIAH


READ
MATTHEW 1:18 - 25

GLUE

TUCK THIS
TAB



SAVIOR
READ
LUKE 2: 1-20



GLUE

GLUE

TUCK THIS TAB

GLUE



24

JESUS

READ
LUKE 2:21-35

GLUE